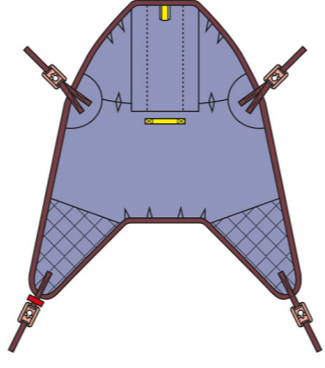


High Easy sling descriptions - shapes - sizes

High Easy Standard Sling Code: HCA

Full body sling with divided legs
Full head support
Padded legs
Grey polyester or mesh fabric
Universal D-anserclip fixings



In-situ High Easy Sling Code: HYAD

Full body sling with divided legs
Full head support
Padded legs
In-situ fabrics available
Universal D-anserclip fixings



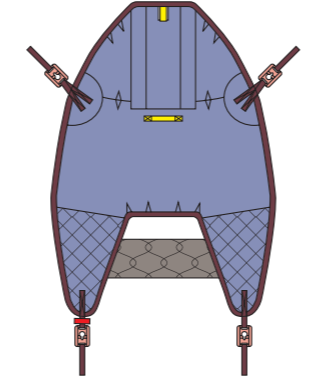
High Easy Amputee All in One Code: HYA2

All in One full body sling without commode aperture
Full head support
Padded legs
In Situ fabric options
Suitable for all amputee scenarios
Universal D-anserclip fixings

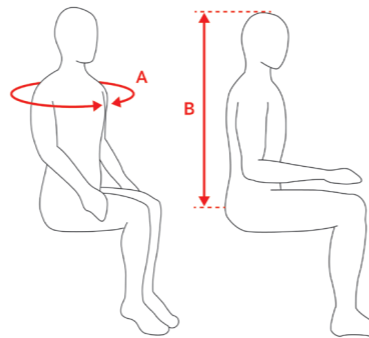


High Easy Amputee with bridge Code: A25HY

Full body sling with divided legs
Full head support
Padded legs
Bridge between leg sections to accommodate amputees
Grey polyester or mesh fabric
Universal D-anserclip fixings

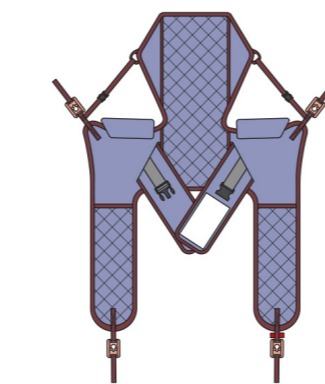


Size	Shoulder circumference	Top of head to base of spine
XSM	66 - 76cm	62 - 69cm
SM	76 - 86cm	69 - 77cm
MED	86 - 96cm	77 - 85cm
LRG	96 - 108cm	85 - 92cm
XLRG	108 - 130cm	92 - 98cm



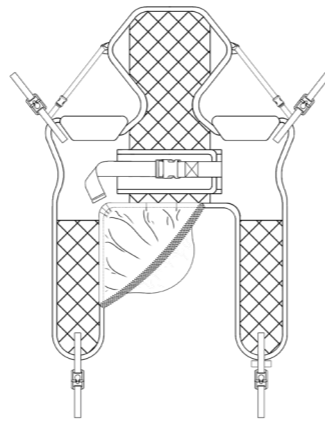
High Easy Toileting Sling Code: DA-ST3

Toileting sling with padded legs
Head support with padded back pack
Polyester or mesh fabric
Padded underarm rolls
Universal D-anserclip fixings

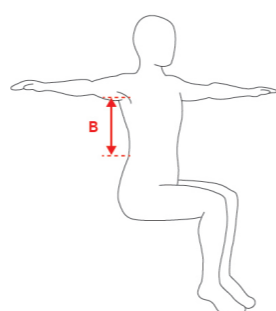


High Easy Amputee Pocket Code: DAST8

Good access for toileting
Full head support
Padded legs
Hook & loop waist support with clunk click fastening
Grey polyester or mesh fabric
Universal D-Anserclip fixings



	Chest Circumference	Armpit to Waist	Top of Head to Waist
SM	67 - 87cm	25cm (or over)	55 - 61cm
MED	72 - 92cm	27cm (or over)	61 - 68cm
LRG	82 - 102cm	28cm (or over)	68 - 75cm
XLRG	92 - 112cm	30cm (or over)	75 - 82cm
XXLRG	115 - 135cm	34cm (or over)	82 - 90cm

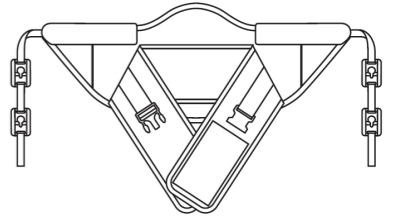


Please see above for other measurement drawings

Standard sling descriptions - shapes - sizes

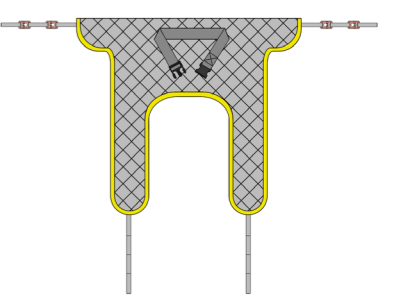
Rigid Standard Code: AS112

Semi rigid corset style Standard
Deep back for additional support
Chest support with clunk click fastening



Transporter Code: D204

Extra length in the back and additional wadding makes this style a more supportive option
Padding offers superior comfort and support for end users
Waist support with clunk-click fastening




Size	Chest Circumference
XSM	77 - 87cm
SM	87 - 107cm
MED	97 - 117cm
LRG	112 - 132cm
XLRG	125 - 145cm



Materials


Silva-Superfine® PLUS (see in-situ styles) SWL = 220kgs/35stone/485lbs

Spacer fabric for end users who have skin integrity issues
Multi stretch fabric moulds to the end user's body shape
Ideal in-situ use and can be used for bathing
Dries quickly and can be tumble dried at a low heat



Silva Parasilk (see in-situ styles) SWL = 165kgs/25st/140lbs

Original Silvalea Moulded Wheelchair Sling (MWC) fabric
Two layers of this light fine fabric to reduce friction and sheering
This fabric is not suitable for bathing



Polyester SWL = 220kgs/35stone/485lbs

Easy application
Glides and slides smoothly
Dries quickly after washing



Mesh SWL = 220kgs/35stone/485lbs

High density open weave
Extremely durable
Suitable for bathing



Information

D-anserclip - Universal

Compatible with all clip (stud) fixing hoists
Click on and click off action giving a secure lift to both care giver and end user



Silvalea has been granted the exclusive right to supply the D-anserclip® under license by D-ansermed® Copyright and Design Rights: Pauline Guilfoyle 2013 Protection: Patent Granted GB1307444.8 Community Design Registration No. 002 210 559

D-anserclip® is a registered trademark of D-ansermed® Ltd

Woven Label

Silvalea woven labels not only include the service specifications, safe working load and serial number, but most labels carry an identity drawing for ease of use

